

# MiniEcl TR

Track mounted mini LED profile with knob-dimming



**MiniEcl TR** is the track-mounted version of **MiniEcl** LED ellipsoidal, featuring the elegant white housing proving it's worth as an innovative and perfect solution for installation in commercials, showrooms, museums and churches.

It showcases a stylish design, ease of use, precise optics, sharp image projection and bright flat projection all in a compact housing thus keeping superior brightness and high CRI white reproduction.

## MAIN FEATURES

- Track mounted compact LED ellipsoidal with sharp optics.
- Available with warm and cool white high CRI LED sources.
- 19° - 26° - 36° - 50° lens options.

## VERSIONS

Code	CT	CRI	Lumen
<b>MiniEclTRTU</b>	3.100 K	93 Ra	612 lm
<b>MiniEclTRDY</b>	6.000 K	91 Ra	700 lm

## TECHNICAL SPECIFICATION

### LIGHT SOURCE

- Source: 28 W CREE LED
- CCT: TU 3.100 K - DY 6.000 K
- CRI: TU 93 - DY 91
- Luminous flux: TU 612 lm - DY 700 lm
- Lux: TU 880 lx - DY 1'037 lx @3 m - 19°
- Source life expectancy: > 50.000 h

### OPTICS

- Beam angle: optional 19° / 26° / 36° / 50°
- Lens type: high-quality glass lens optics

### DYNAMIC EFFECTS

- Fixed gobos: gobo holder included in optics
- Gobo size: E, outer: 37,3 mm - image: 24 mm - thickness: 1,1 mm
- Static colour mode:

### BODY

- Body: sturdy aluminum profile
- Body colour: white

### ELECTRONICS

- Dimmer: linear 0 ~ 100%, manual knob dimmer
- Operating temperature: -10° ~ +45°
- Flicker: flicker free operation

### ELECTRICAL

- Power supply: 100-240 V – 50/60 Hz
- Power consumption (at 230 V): 29 W

### PHYSICAL

- Cooling: natural cooling of the peculiar chassis and to absence of fans
- Power connection: moulded IP power IN connector
- IP rating: 20
- Dimensions (WxHxD): 112x210x226 mm
- Weight: 1,2 kg


## ACCESSORIES & RELATED PRODUCTS

- TRACKADA: Track adaptor (included)
- MiniEclL19: Optics for MiniEcl profiler, gobo holder included, 19° beam
- MiniEclL26: Optics for MiniEcl profiler, gobo holder included, 26° beam

- MiniEclL36: Optics for MiniEcl profiler, gobo holder included, 36° beam
- MiniEclL50: Optics for MiniEcl profiler, gobo holder included, 50° beam


### COLOUR PRESET FULL ON

Beam angle TU 19°

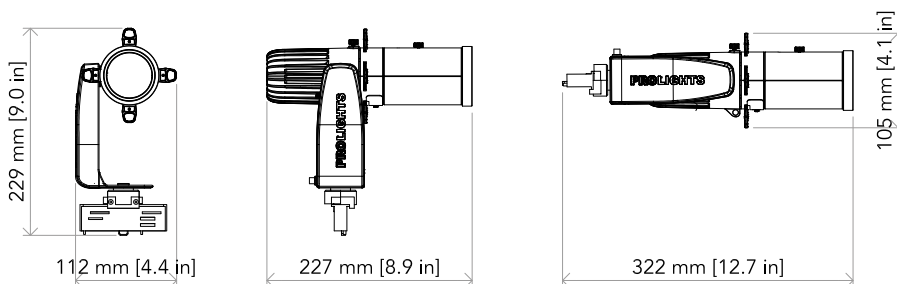


### COLOUR PRESET FULL ON

Beam angle DY 19°



### TECHICAL DRAWINGS



For more product info and downloads visit our website

